


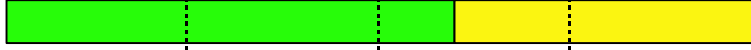


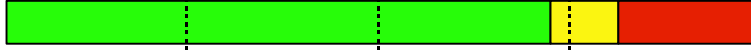



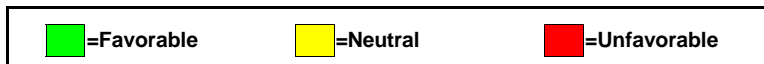
Employee Survey

Quality

Category Report

August-99

Category Name	Group Name	Percent Responding			% Fav	% N/A	%Unfav
		25%	50%	75%			
Communication							
	Manufacturing				73	7	19
	Quality				61	8	31
	Total XYZ Company				61	5	33
	Norm				60		
Customer/Quality Orientat							
	Manufacturing				75	13	12
	Quality				70	8	21
	Total XYZ Company				73	9	18
	Norm				72		




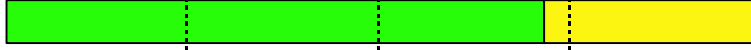


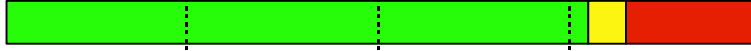



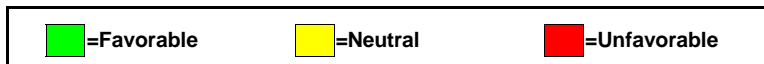
Employee Survey

Quality

Category Report

August-99

Category Name	Group Name	Percent Responding			% Fav	% N/A	%Unfav
		25%	50%	75%			
Empowerment							
	Manufacturing				55	9	36
	Quality				70	4	26
	Total XYZ Company				73	3	24
	Norm				72		
Identification with the Co							
	Manufacturing				83	7	10
	Quality				83	12	4
	Total XYZ Company				78	5	17
	Norm				73		



Employee Survey

Quality

Category Report

August-99

